

**HANDCRAFTED  
IN POLAND**

**HIGH END  
ACTIVE MONO  
RIBBON MICROPHONES  
WITH CLASSIC SOUND**

**TWO DISTINCT SOUNDS  
2" and 1" RIBBON MOTORS**

**ARM-1L  
ARM-1S**



**WE  
BUILD  
THE  
SOUND**

[WWW.HUM-AUDIO.COM](http://WWW.HUM-AUDIO.COM)

# ARM-1L / ARM-1S Active Ribbon Microphones

## OWNER'S MANUAL

v1.0 - 01/2020

The information in this document has been carefully verified and is assumed to be correct. However HUM Audio Devices reserves the right to modify the product described in this manual at any time without prior notice.

This document is the property of HUM Audio Devices and may not be copied or reproduced in any manner, in part or full without the authorisation of HUM Audio Devices.

## Contents

Foreword & Introduction .....	2
Operation Safety .....	3
Service and Repairs .....	3
Replacement Parts .....	4
Cleaning .....	4
Using ARM-1L and ARM-1S microphones .....	5
Hand Lever Operation .....	6
Specifications .....	7
Warranty .....	8
Limitations of Liability .....	9
Contact .....	9

# Dear Customer,

Thank you for the confidence you have shown towards HUM Audio Devices by purchasing the ARM-1L / ARM-1S Active Ribbon Microphone. You have chosen a high end tool which will help you to get excellent recordings. ARM-1 is a result of meticulous development, careful audiophile quality component selection, and extensive studio testing during real sessions to get THAT sound. Because we are also sound engineers with 20 years of practice in recordings, we did our best to provide ARM-1 mics with sound that make them very practical, creative and extraordinary tool.

We believe you will have much fun using ARM-1 mics and love them as we do.

We wish you every success with your new ARM-1 mono Active Ribbon Microphone!

*Your HUM Audio Devices - Team*



*Krzysztof Tonn*



*Krzysztof Rudnicki*

**Follow us on Youtube, Facebook and our site:**

[www.hum-audio.com](http://www.hum-audio.com)

**HUM Audio Devices ARM-1 was designed, developed and precisely handcrafted in Poland.**

## Introduction

ARM-1L and ARM-1S are active mono ribbon microphones, that inherit build and sound quality from our flagship stereo RS-2 Ribbon Recording System. Custom tailored 1.8 micron aluminium foil ribbon motors are paired together with audiophile quality handcrafted audio circuit and high precision CNC-machined mechanics.

There are two mechanically similar models with distinct sound that will let you choose appropriate mic for your application: ARM-1L (with blue suspension orings) has the same 2 inch ribbon motor like our flagship RS-2 microphone and little more „character” in sound, while ARM-1S (with white suspension orings) is equiped with 1 inch ribbon motor and has more clean and neutral sound.

You will find that both ARM-1 models excel on many sound sources, covering wide range of studio recording applications, including string section recordings, piano, guitars, woodwinds, ambience, drum overheads and vocals. They will give you precious classic, huge, larger than life sound with a lot of details typically

found in good condenser mics, but at the same time you have that classic lovely ribbon sound flavour, so much beloved by musicians and sound engineers. Tracks recorded with ARM-1 mics also blend very well with other elements in the mix. That's a distinctive feature of all best mics on the market.

## Operation Safety

Do not use this devices anywhere near water (for example in a bath room, a damp cellar, near swimming pools, or similar environments). Otherwise your are dealing with risk of mic damage. ARM-1 should also not be installed near equipment which produce strong magnetic fields or extreme heat.

Be careful to not insert any object into any of the mic chassis openings. You can otherwise taking the risk of ribbon motor damage. Never allow any fluids to be spilled or sprayed on the ARM-1 body. Such actions can lead to ribbon damage or short circuit in mic's signal patch!



**Ribbon mics are very sensitive to air flow blowing directly onto motors foil. In case you plan to record sound sources that can emit blasts of air, like vocal, woodwind, kick drum or guitar combo - place ARM-1's mic head off axis of air flow source and consider using a pop filter, otherwise you can damage the motor !**



## Service and Repairs

Turn off the Phantom power on your preamp, unplug the ARM-1 mic from preamp and contact your local dealer when you think repairs are needed - or when moisture or foreign objects may accidentally have reached inside ARM-1 mic housing, or in cases when the mic may have fallen and shows any sign of having been damaged. This also applies to any situation in which the unit have not been subjected to any of these unusual circumstances but still is not functioning normally or its performance is substantially altered. All repairs are done at HUM audio Devices factory or in some cases at authorized dealer's site.



**Do not open any of ARM-1 mics yourself -  
- there are no user serviceable parts inside !**



## Replacement parts

Be sure that any authorized service technician uses original replacement parts or those with identical specifications as the originals. Incorrectly substituted parts can lead to fire, electrical shock or other dangers, including further equipment damage. HUM Audio Devices can only guarantee quality of performance if correct replacement parts are used.

Always be sure to ask a service technician to conduct a thorough safety check and ensure that the state of the repaired device is in all respects up to factory standards.

## Cleaning

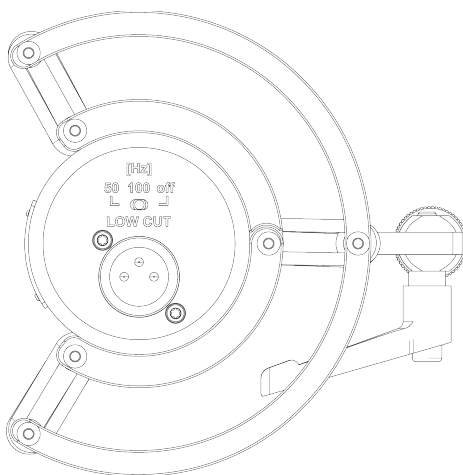
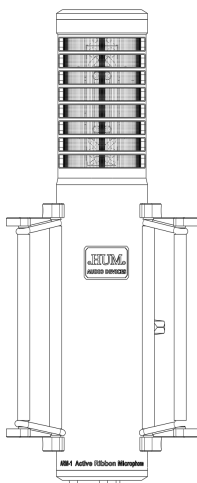
Do not use any solvents or liquids, as these can damage the chassis, rubbers or inscriptions. Use a clean, dry cloth. Great for cleaning ARM-1's anodised mic body is dry microfibre cloth. Disconnect the device from Phantom power source before cleaning.



### Declaration of CE Conformity

The construction of these units is in compliance with the standards and regulations of the European Community.

# Using ARM-1L and ARM-1S microphones

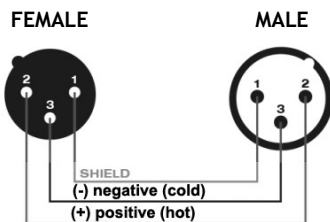


To use ARM-1 mics connect them to mic preamplifier with +48V Phantom power. Because both mics are built to have top-notch sound, we strongly recommend using them with as good preamps as possible, that will extract and preserve all subtle details from recorded sound.

Especially we recommend our RP-2 Remote Controlled Discrete Class A Mic Preamp, to create perfect and very versatile set. That will give you strong benefits, because ribbon mics are very sensitive to preamp quality and also to quality and length of audio cables. Putting RP-2 Preamp Box near your ARM-1 microphone will give you an advantage of short signal path. Also RP-2's high-end circuits are precisely tailored to give you the best sound you wish to have from ribbon mic.

ARM-1 mics will not operate without Phantom power switched on!

## XLR wiring scheme:



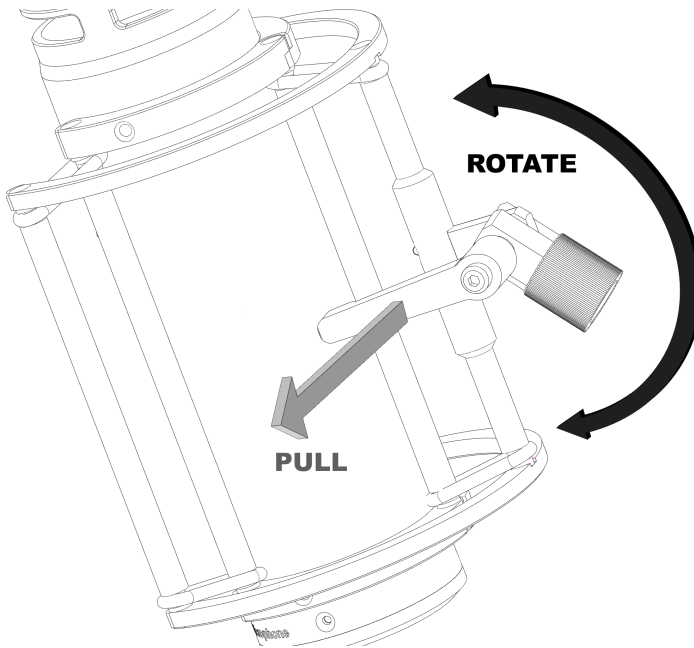
## NOTES

1. View from front (mates to other connector)
2. Pins 1 and 2 are reversed when looking at the other end (with solder points)

On bottom of ARM-1 microphone you will find switch that will let you choose High Pass Filter between 50 Hz and 100 Hz. This is gentle 6db/oct slope passive filter that sounds musical and will lower excessive subsonics from mic if necessary.

## Hand Lever operation

ARM-1 microphone swivel has a special rotatable hand lever with built-in spring mechanism. Together with locking clutch action it provides fast and convenient change of microphone angle position.



Thanks to the spring mechanism you can tighten or loose the lever fully even when only small rotation angle is possible. To make full use of this feature - just pull the lever towards the grey arrow , rotate to a new required starting position (black arrow) and release. Then you can continue to tighten or loose the lever.

# Specifications

<b>Ribbon motors:</b>	Custom built, equipped with 1,8 micron aluminium foil, shielded with copper  ARM-1L: Two inch long (as used in our flagship RS-2 mic) ARM-1S: One inch long
<b>Low Cut Filter:</b>	Switchable, passive Low Cut Filter with two useful frequencies: 50 Hz and 100 Hz (6dB/Oct slope)
<b>Anti-vibration system:</b>	Dual (external shock mount and internal vibration isolators)
<b>Connectors:</b>	Gold plated, male Neutrik XLR (mic body)
<b>Supply:</b>	+48V Phantom Power (+/-5V)
<b>Sensitivity:</b>	ARM-1L: -38 dB (1V/Pa) ARM-1S: -39 dB (1V/Pa)
<b>Output Impedance:</b>	22 Ohm (electronic)
<b>Recommended Preamp Impedance:</b>	150 Ohm or greater
<b>Max SPL:</b>	ARM-1L: 137 dB ARM-1S: 138 dB
<b>Frequency Response:</b>	ARM-1L: 30Hz - 14KHz (+/-3dB) ARM-1S: 40Hz - 14KHz (+/-3dB)
<b>Weight:</b>	ARM-1 mic: 1,1 kg (incl. Suspension) ARM-1 set in Flight Case: 2,6 kg
<b>Dimensions:</b>	Mic Body    Length: 286,5 mm Diameter: 60 mm Spider external diameter: 126 mm  Flight Case   Length: 320 mm Width: 230 mm Height: 155 mm



# Warranty

- 1) We provide full two (2) year Warranty for all HUM Audio Devices products against defects in material and workmanship. This Warranty relates to each original Customer of HUM Audio Devices product and is not transferable to other persons.
- 2) The period of this Warranty commences at the official receipt date of product purchase from authorized HUM Audio Devices Distributor or Dealer in given country, or directly from HUM Audio Devices for other countries. Within a period of Warranty, HUM Audio Devices will remove defects in materials and manufacturing faults adversely affecting warranted product performance, by repairing or replacing parts or replacing the product as we deem appropriate, free of charge.
- 3) This Warranty does not apply to any defect, failure, or damage due to any cause other than defects in materials or workmanship of the product.
- 4) HUM Audio Devices will not be responsible for damage to, or failure of, or need for repair or correction of any product, which occurs as a result of user abuse or misuse, including but not limited to the operation with wrong power supply or excessive voltage, or other wrong application or storage including unreasonable exposure to heat, cold, wind, water, or other elements, negligence or accident, and to material fatigue or degradation through very intensive normal usage.
- 5) Serial number removing or altering, actual or attempted correction, repair, service, modification or alteration of any HUM Audio Devices product by persons not authorized to do it automatically expires this Warranty.
- 6) Customer must contact his local HUM Audio Devices Distributor or Dealer, or in countries without Distribution - directly with HUM Audio Devices, to receive Product Return Authorization Number that will be used to track and identify the returned product.
- 7) After receiving Product Return Authorization Number please deliver the complete product in the original packing or in such packing that is adequate to prevent damage to the product during the normal course of transport to your local HUM Audio Devices Dealer, or in case of direct purchase - to HUM Audio Devices. Transportation and insurance is the Customer's responsibility and is not covered by this Warranty.
- 8) In the interests of product development, the specifications, construction and appearance of all above products are subject to change without prior notice and without obligation to install these improvements in any product previously manufactured.

- 9) All remedies and the measure of damages are limited to the above services. It is possible that economic loss or injury to person or property may result from the failure of the product; however, even if HUM Audio Devices has been advised of this possibility, this limited warranty does not cover any such consequential or incidental damages. Some states or countries do not allow the limitations or exclusion of incidental or consequential damages, so the above limitation may not apply to you.

## Limitations of Liability

In no event will HUM Audio Devices be liable for any damages, including loss of data, lost profits, cost of cover or other special, incidental, consequential or indirect damages arising from the use of the unit, however caused and on any theory of liability. This limitation will apply even if HUM Audio Devices or an authorised dealer has been advised of the possibility of such damage.

## Contact

### HUM Audio Devices

ul. Gen. Tadeusza Rozwadowskiego 4  
94-408 Lodz  
Poland

Phone: +48 602 43 46 03  
+48 515 99 81 14  
email: [info@hum-audio.com](mailto:info@hum-audio.com)

**Please follow us on our site, Youtube, Facebook, Twitter and Instagram  
and look for further High End products from us:**

website: [www.hum-audio.com](http://www.hum-audio.com)  
Facebook: [www.facebook.com/HumAudioDevices/](http://www.facebook.com/HumAudioDevices/)  
Twitter: [www.twitter.com/HumAudioDevices](http://www.twitter.com/HumAudioDevices)  
Instagram: [www.instagram.com/hum\\_audio\\_devices](http://www.instagram.com/hum_audio_devices)